
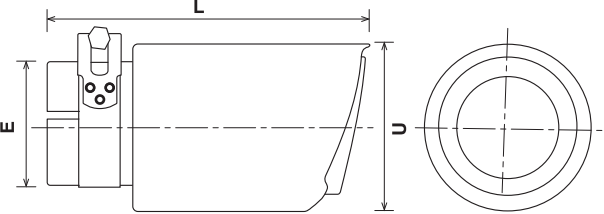


Terminali universali in carbonio



SN 5000
SN 5010
SN 5020



SN 5030N
(VERNICIATO NERO)



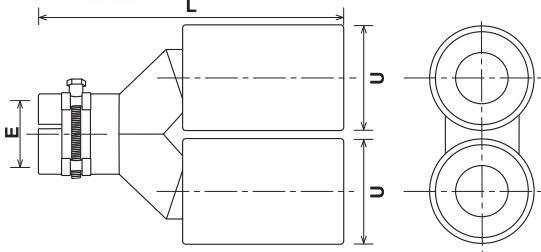
SN 5000/SN 5030N			
Dimensioni/Dimensions			
E	U	L	
mm. 63	89	160	

SN 5010			
Dimensioni/Dimensions			
E	U	L	
mm. 63	102	170	

SN 5020			
Dimensioni/Dimensions			
E	U	L	
mm. 63	114	180	






SN 5180A
SN 5190A

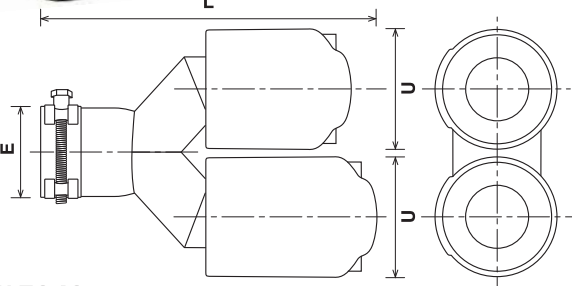


SN 5180A			
Dimensioni/Dimensions			
E	U	L	
mm. 63	89	260	

SN 5190A			
Dimensioni/Dimensions			
E	U	L	
mm. 63	102	265	






SN 5040 DX
SN 5140 DX



SN 5040 DX			
Dimensioni/Dimensions			
E	U	L	
mm. 63	89	230	

SN 5140 DX			
Dimensioni/Dimensions			
E	U	L	
mm. 63	102	230	






SN 5040 SX
SN 5140 SX

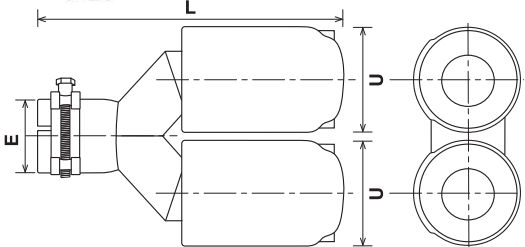


SN 5040 SX			
Dimensioni/Dimensions			
E	U	L	
mm. 63	89	230	

SN 5140 SX			
Dimensioni/Dimensions			
E	U	L	
mm. 63	102	230	





SN 5050A
SN 5150A

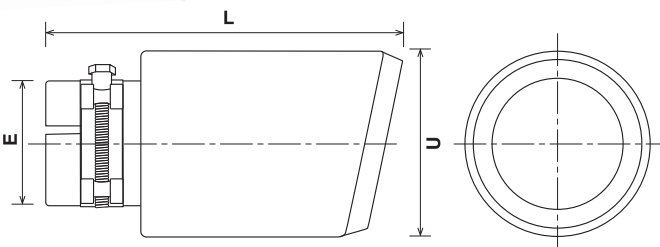


SN 5050A			
Dimensioni/Dimensions			
E	U	L	
mm. 63	89	230	

SN 5150A			
Dimensioni/Dimensions			
E	U	L	
mm. 63	102	230	


SN 5200N
SN 5210N
SN 5270N
(VERNICIATI NERO)



SN 5200N			
Dimensioni/Dimensions			
E	U	L	
mm. 63	89	185	

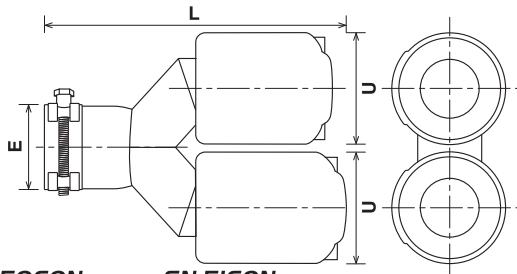
SN 5210N			
Dimensioni/Dimensions			
E	U	L	
mm. 63	102	185	

SN 5270N			
Dimensioni/Dimensions			
E	U	L	
mm. 63	114	185	





SN 5060N DX
SN 5160N DX
 (VERNICIATI NERO)



SN 5060N DX

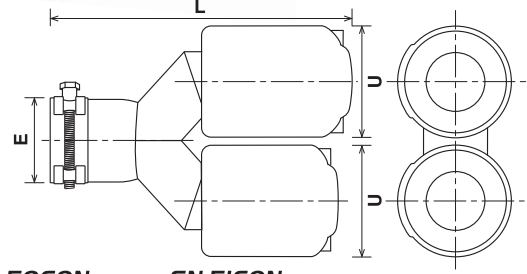
Dimensioni/Dimensions			
	E	U	L
mm.	63	89	230

SN 5160N DX

Dimensioni/Dimensions			
	E	U	L
mm.	63	102	230



SN 5060N SX
SN 5160N SX
 (VERNICIATI NERO)



SN 5060N SX

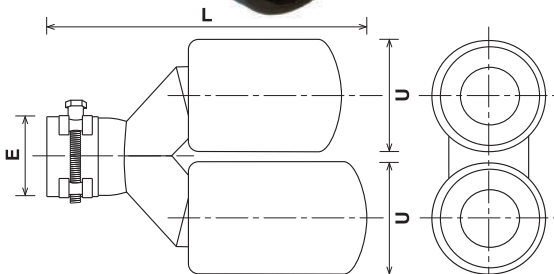
Dimensioni/Dimensions			
	E	U	L
mm.	63	89	230

SN 5160N SX

Dimensioni/Dimensions			
	E	U	L
mm.	63	102	230



SN 5070 DX

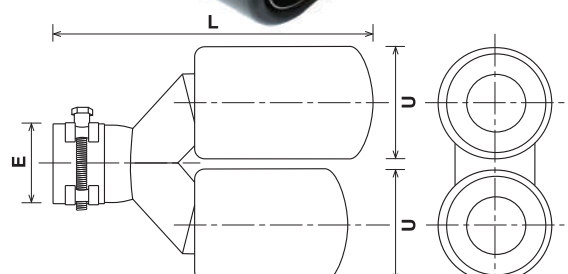


SN 5070 DX

Dimensioni/Dimensions			
	E	U	L
mm.	63	89	230



SN 5070 SX

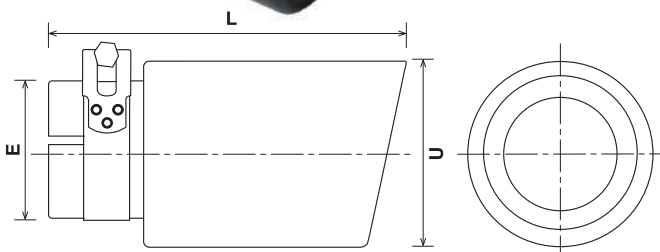


SN 5070 SX

Dimensioni/Dimensions			
	E	U	L
mm.	63	89	230



SN 5090
SN 5100
SN 5110



SN 5090

Dimensioni/Dimensions			
	E	U	L
mm.	63	89	170

SN 5100

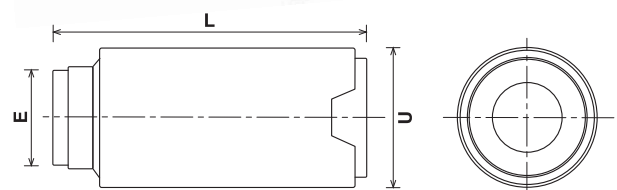
Dimensioni/Dimensions			
	E	U	L
mm.	63	102	180

SN 5110

Dimensioni/Dimensions			
	E	U	L
mm.	63	114	185



SN 5280
SN 5290
SN 5300



SN 5280

Dimensioni/Dimensions			
	E	U	L
mm.	63	89	170

SN 5290

Dimensioni/Dimensions			
	E	U	L
mm.	63	102	160

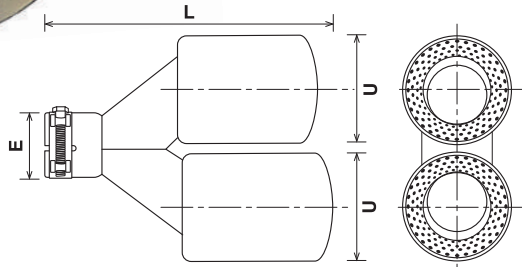
SN 5300

Dimensioni/Dimensions			
	E	U	L
mm.	63	114	165





SN 5310 DX
SN 5320 DX



SN 5310 DX

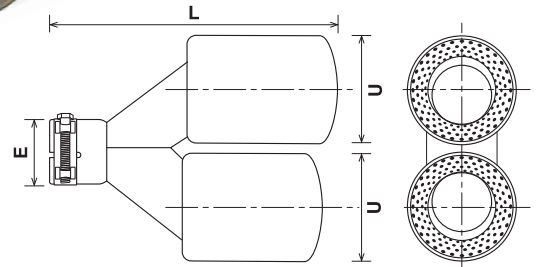
Dimensioni/Dimensions			
E	U	L	
mm.	63	89	253

SN 5320 DX

Dimensioni/Dimensions			
E	U	L	
mm.	63	104	253



SN 5310 SX
SN 5320 SX



SN 5310 SX

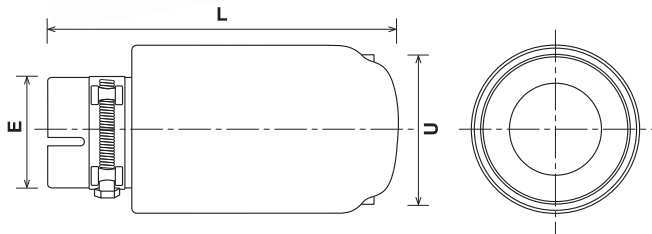
Dimensioni/Dimensions			
E	U	L	
mm.	63	89	253

SN 5320 SX

Dimensioni/Dimensions			
E	U	L	
mm.	63	104	253



SN 5330
SN 5340



SN 5330

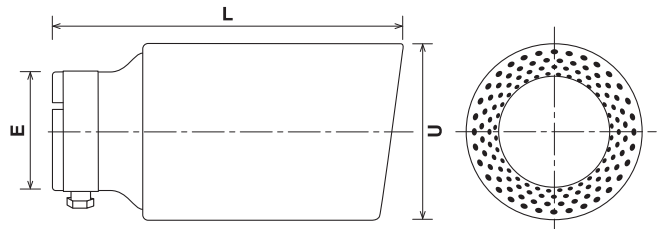
Dimensioni/Dimensions			
E	U	L	
mm.	63	104	180

SN 5340

Dimensioni/Dimensions			
E	U	L	
mm.	63	110	185



SN 5360
SN 5370
SN 5380
(GRIGIO OPACO)



SN 5360

Dimensioni/Dimensions			
E	U	L	
mm.	66	89	165

SN 5370

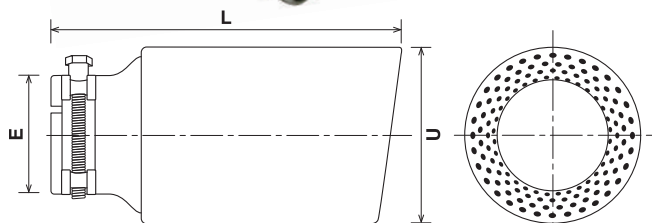
Dimensioni/Dimensions			
E	U	L	
mm.	66	102	165

SN 5380

Dimensioni/Dimensions			
E	U	L	
mm.	66	114	165



SN 5390
SN 5400
SN 5410
(NERO OPACO)



SN 5390

Dimensioni/Dimensions			
E	U	L	
mm.	66	89	165

SN 5400

Dimensioni/Dimensions			
E	U	L	
mm.	66	102	165

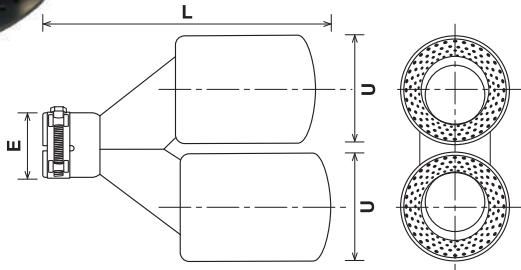
SN 5410

Dimensioni/Dimensions			
E	U	L	
mm.	66	114	165





SN 5420 DX
SN 5430 DX
 (VERNICIATI NERO)



SN 5420 DX

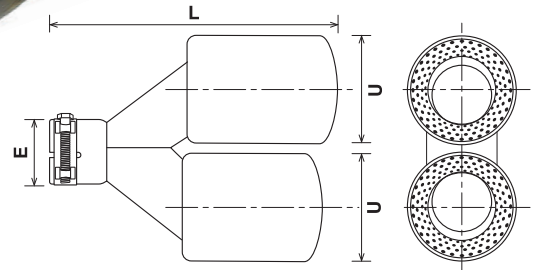
SN 5430 DX

Dimensioni/Dimensions			
	E	U	L
mm.	63	89	253

Dimensioni/Dimensions			
	E	U	L
mm.	63	104	253



SN 5420 SX
SN 5430 SX
 (VERNICIATI NERO)






SN 5420 SX

SN 5430 SX

Dimensioni/Dimensions			
	E	U	L
mm.	63	89	253

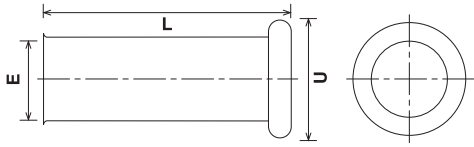
Dimensioni/Dimensions			
	E	U	L
mm.	63	104	253



Terminali universali in acciaio



SRT 1000
SRT 1010
SRT 1020
SRT 1030



SRT 1000

Dimensioni/Dimensions		
E	U	L
mm. 42	54	100

SRT 1010

Dimensioni/Dimensions		
E	U	L
mm. 51	64	96

SRT 1020

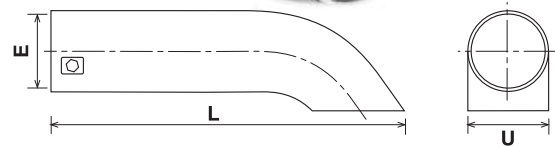
Dimensioni/Dimensions		
E	U	L
mm. 46	60	130

SRT 1030

Dimensioni/Dimensions		
E	U	L
mm. 61	72	130



SRT 1040
SRT 1050
SRT 1060



SRT 1040

Dimensioni/Dimensions		
E	U	L
mm. 40	42	203

SRT 1050

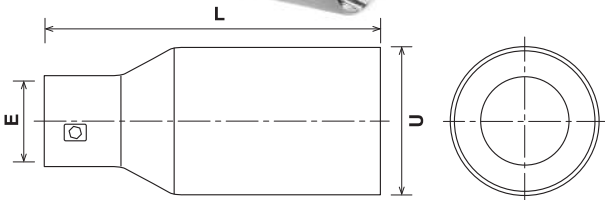
Dimensioni/Dimensions		
E	U	L
mm. 46	48	203

SRT 1060


Dimensioni/Dimensions		
E	U	L
mm. 55	57	203



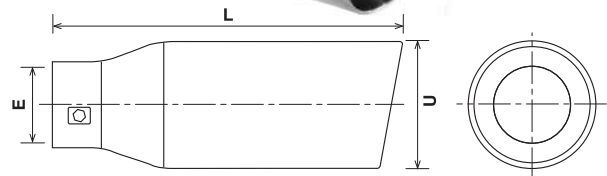
SRT 1070



Dimensioni/Dimensions		
E	U	L
mm. 58	76	178



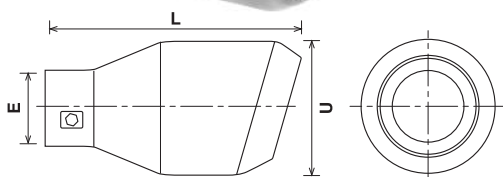
SRT 1080



Dimensioni/Dimensions		
E	U	L
mm. 64	82	203



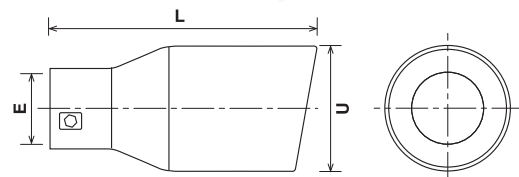
SRT 1090



Dimensioni/Dimensions		
E	U	L
mm. 58	89	178



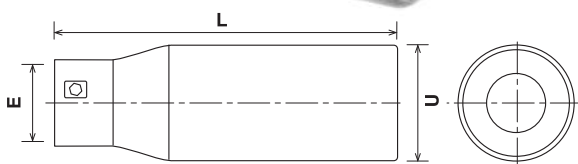
SRT 1100



Dimensioni/Dimensions		
E	U	L
mm. 54	76	140



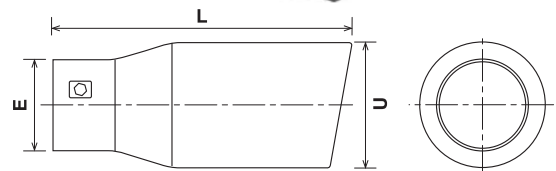
SRT 1110



Dimensioni/Dimensions		
E	U	L
mm. 58	76	178



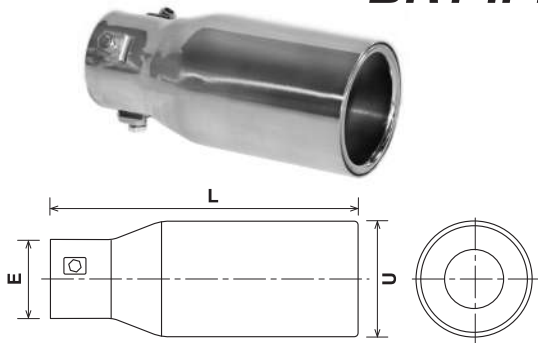
SRT 1130



Dimensioni/Dimensions		
E	U	L
mm. 54	76	165



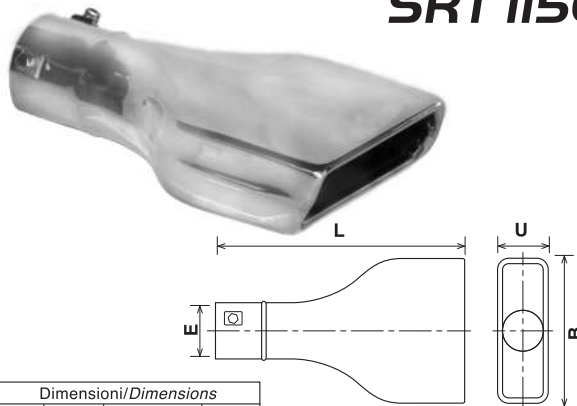
SRT 1140



Dimensioni/Dimensions			
	E	U	L
mm.	54	76	165



SRT 1150



Dimensioni/Dimensions			
	E	B x U	L
mm.	64	152x51	254



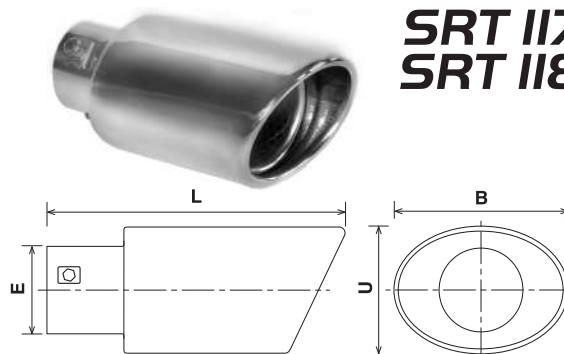
SRT 1160



Dimensioni/Dimensions			
	E	B x U	L
mm.	58	95x78	178



SRT 1170 SRT 1180



SRT 1170

Dimensioni/Dimensions			
	E	B x U	L
mm.	52	102x80	178

SRT 1180

Dimensioni/Dimensions			
	E	B x U	L
mm.	58	102x80	178



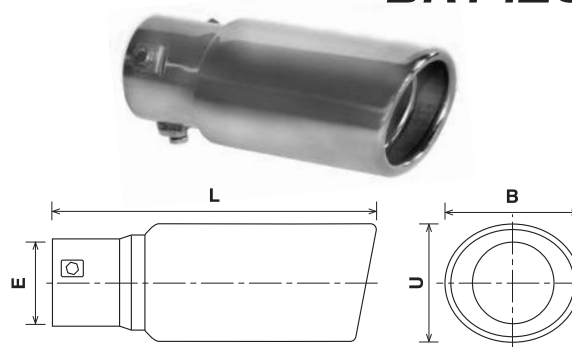
SRT 1190



Dimensioni/Dimensions			
	E	B x U	L
mm.	58	117x85	160



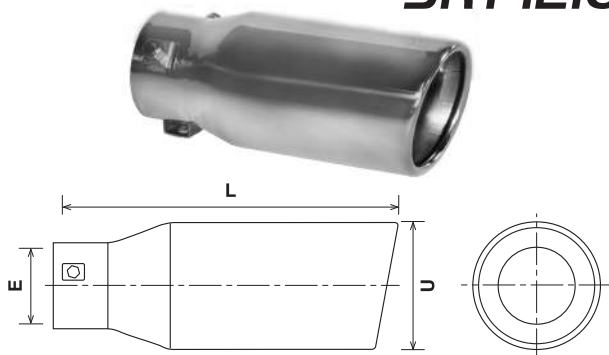
SRT 1200



Dimensioni/Dimensions			
	E	B x U	L
mm.	58	84x70	178




SRT 1210



Dimensioni/Dimensions			
	E	U	L
mm.	58	76	178



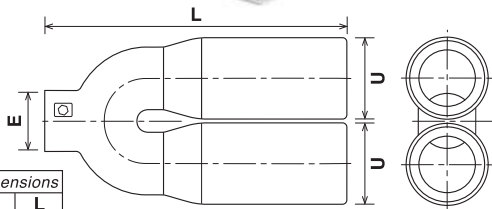
SRT 1220 (SILENZIATO)



Dimensioni/Dimensions			
	E	U	L
mm.	58	89	178



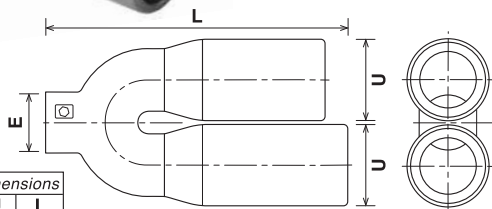
SRT 1230



Dimensioni/Dimensions			
	E	U	L
mm.	58	76	240



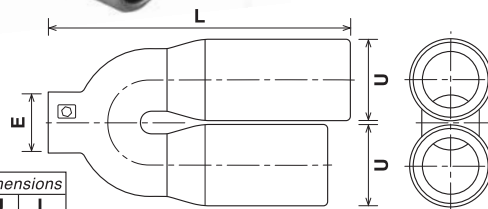
SRT 1230 DX



Dimensioni/Dimensions			
	E	U	L
mm.	58	76	240



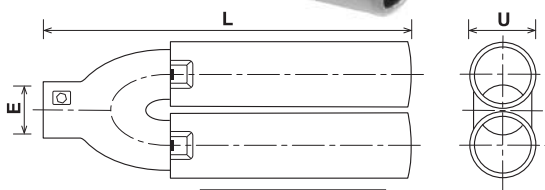

SRT 1230 SX



Dimensioni/Dimensions			
	E	U	L
mm.	58	76	240



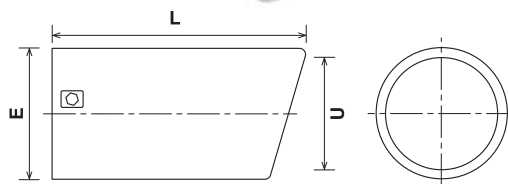
SRT 1240



Dimensioni/Dimensions			
	E	U	L
mm.	58	70	294



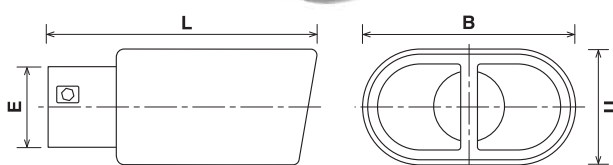
SRT 1250



Dimensioni/Dimensions			
	E	U	L
mm.	61	63	112



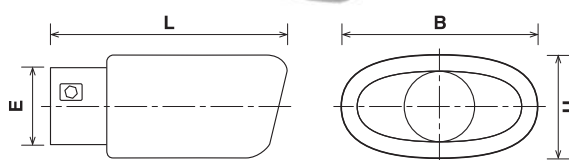
SRT 1260



Dimensioni/Dimensions			
	E	B x U	L
mm.	54	144x75	180



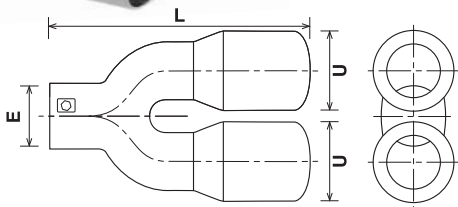
SRT 1270



Dimensioni/Dimensions			
	E	B x U	L
mm.	58	150x78	178



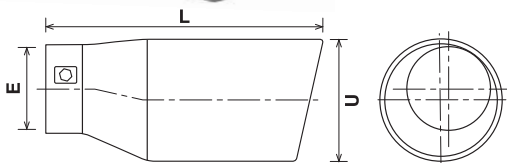
SRT I280



Dimensioni/Dimensions			
	E	U	L
mm.	58	76	230



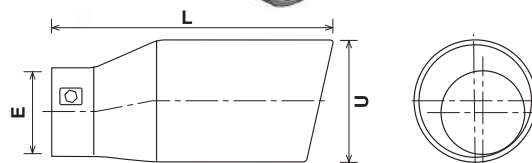
SRT I290 DX



Dimensioni/Dimensions			
	E	U	L
mm.	48	70	152



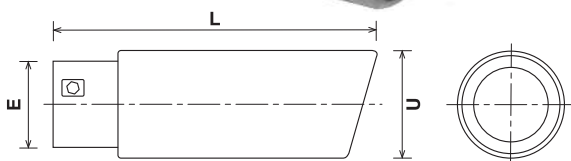
SRT I290 SX



Dimensioni/Dimensions			
	E	U	L
mm.	48	70	152



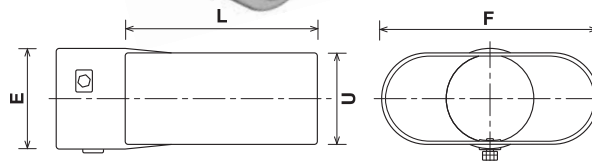
SRT I310



Dimensioni/Dimensions			
	E	U	L
mm.	50	60	170



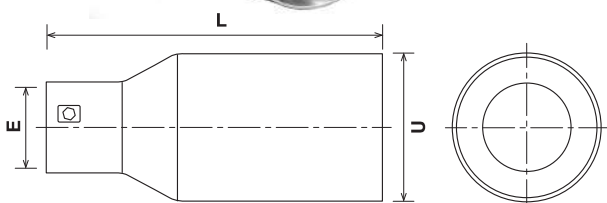
SRT I320



Dimensioni/Dimensions				
	E	F	U	L
mm.	51	110	46	75



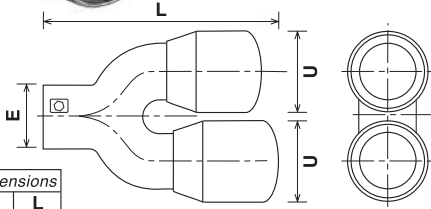
SRT I330



Dimensioni/Dimensions			
	E	U	L
mm.	58	102	178



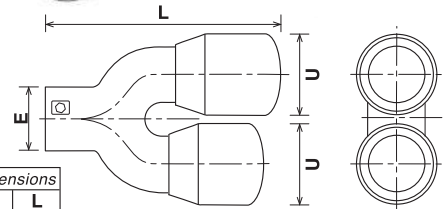
SRT I340 DX



Dimensioni/Dimensions			
	E	U	L
mm.	58	76	245



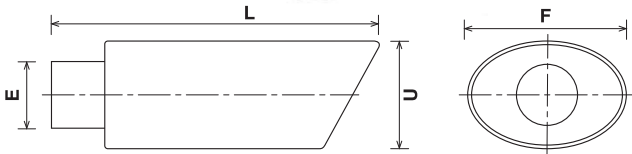
SRT I340 SX



Dimensioni/Dimensions			
	E	U	L
mm.	58	76	245



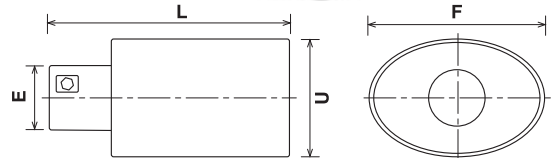
SRT I360



Dimensioni/Dimensions				
	E	F	U	L
mm.	52	107	70	165



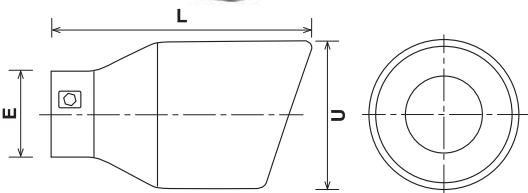
SRT I370



Dimensioni/Dimensions				
	E	F	U	L
mm.	58	120	80	170



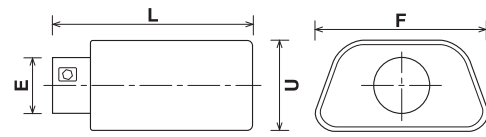
SRT I390



Dimensioni/Dimensions			
	E	U	L
mm.	58	101	178



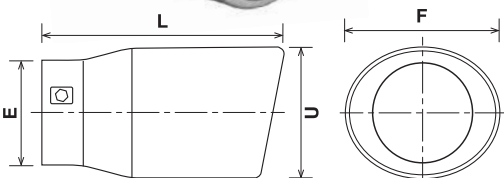
SRT I400



Dimensioni/Dimensions				
	E	F	U	L
mm.	58	140	70	158



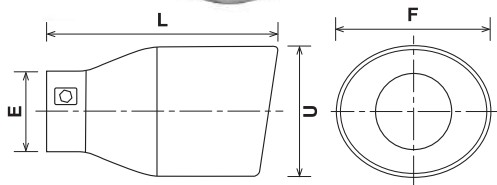
SRT I410 (SILENZIATO)



Dimensioni/Dimensions				
	E	F	U	L
mm.	64	95	84	145



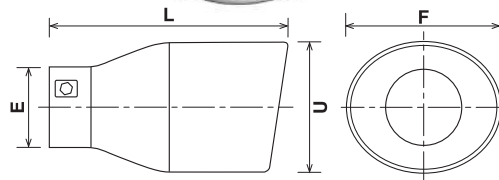
SRT I430 DX



Dimensioni/Dimensions				
	E	F	U	L
mm.	58	152	95	203



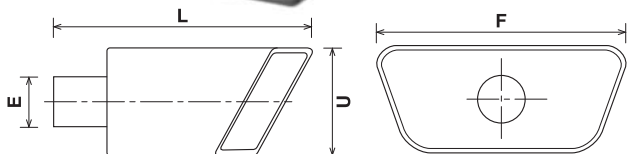

SRT I430 SX



Dimensioni/Dimensions				
	E	F	U	L
mm.	58	152	95	203



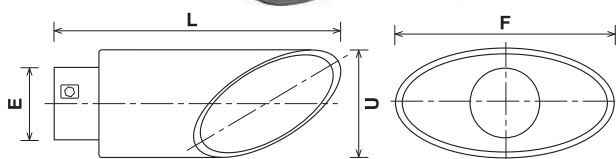
SRT I440



Dimensioni/Dimensions				
	E	F	U	L
mm.	51	147	60	148



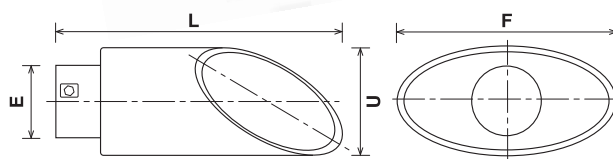
SRT I450 DX



Dimensioni/Dimensions				
	E	F	U	L
mm.	58	130	70	197



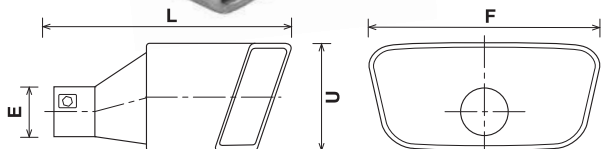
SRT I450 SX



Dimensioni/Dimensions				
	E	F	U	L
mm.	58	130	70	197



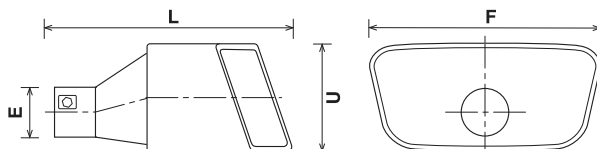
SRT I460 DX



Dimensioni/Dimensions				
	E	F	U	L
mm.	58	175	90	197



SRT I460 SX

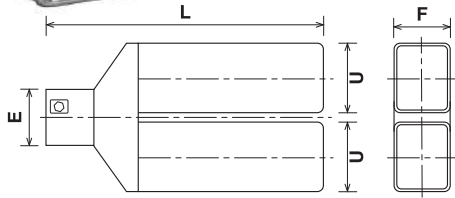


Dimensioni/Dimensions				
	E	F	U	L
mm.	58	175	90	197





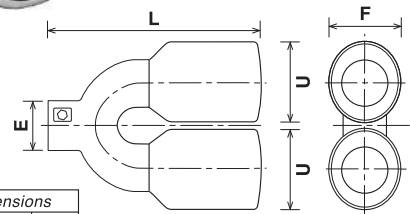
SRT 1490
(SILENZIATO)



Dimensioni/Dimensions				
	E	F	U	L
mm.	58	54	97	254



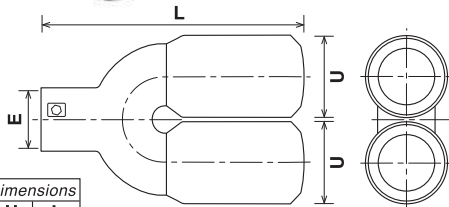
SRT 1520
(SILENZIATO)



Dimensioni/Dimensions				
	E	F	U	L
mm.	52	70	83	210



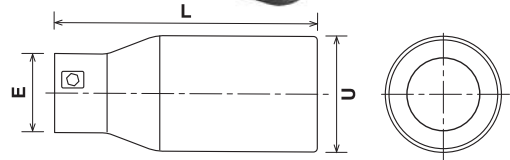
SRT 1530



Dimensioni/Dimensions			
	E	U	L
mm.	58	89	315



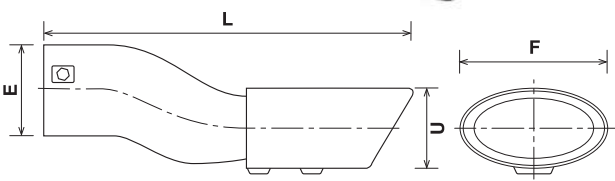
SRT 1540



Dimensioni/Dimensions			
	E	U	L
mm.	58	101	178



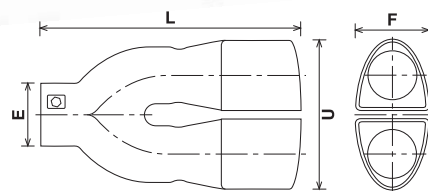
SRT 1550



Dimensioni/Dimensions				
	E	F	U	L
mm.	58	101	57	254



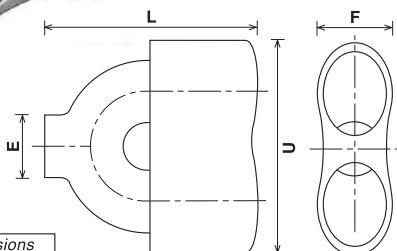
SRT 1570



Dimensioni/Dimensions				
	E	F	U	L
mm.	58	71	145	220



SRT 1600

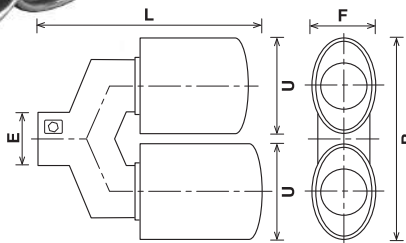


Dimensioni/Dimensions				
	E	F	U	L
mm.	58	70	198	202





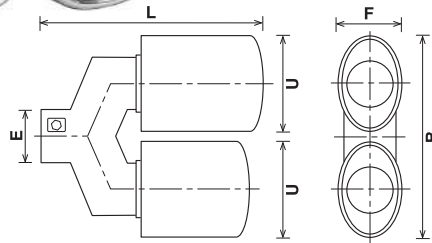
SRT 1610 DX (SILENZIATO)



Dimensioni/Dimensions					
	E	F	U	L	B
mm.	51	70	107	230	214



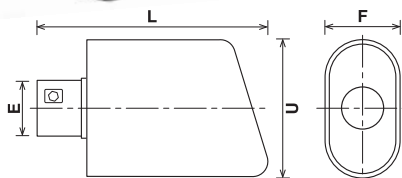
SRT 1610 SX (SILENZIATO)



Dimensioni/Dimensions					
	E	F	U	L	B
mm.	51	70	107	230	214



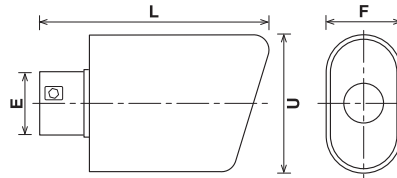
SRT 1620 DX



Dimensioni/Dimensions				
	E	F	U	L
mm.	54	80	150	178



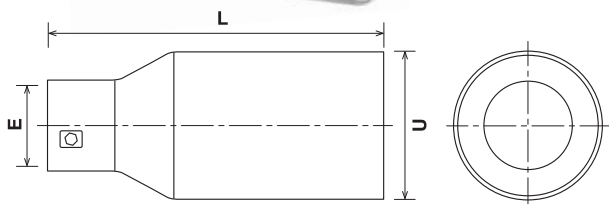
SRT 1620 SX



Dimensioni/Dimensions				
	E	F	U	L
mm.	54	80	150	178



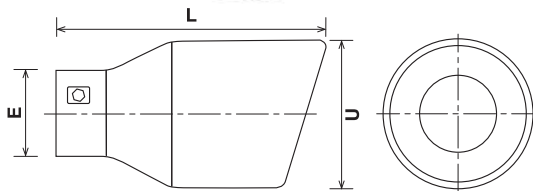
SRT 1630




Dimensioni/Dimensions			
	E	U	L
mm.	58	114	178



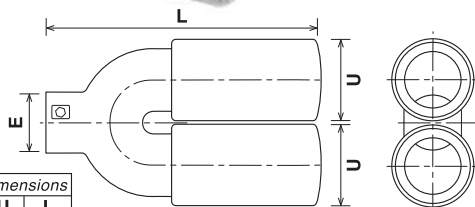
SRT 1640



Dimensioni/Dimensions			
	E	U	L
mm.	58	114	178



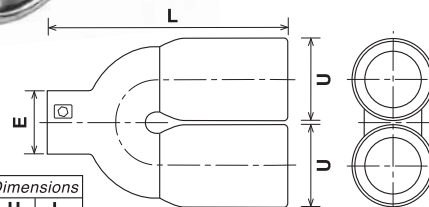
SRT 1650



Dimensioni/Dimensions			
	E	U	L
mm.	58	76	225



SRT 1660 (SILENZIATO)

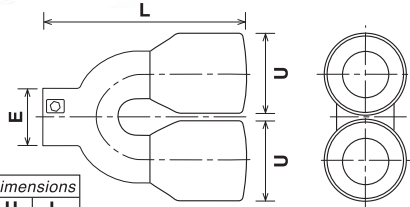


Dimensioni/Dimensions			
	E	U	L
mm.	58	76	225





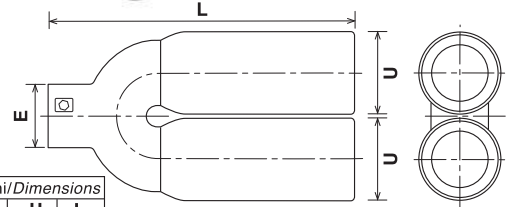
SRT 1670



Dimensioni/Dimensions			
	E	U	L
mm.	58	76	195



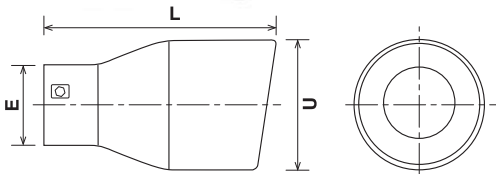
SRT 1680 (SILENZIATO)



Dimensioni/Dimensions			
	E	U	L
mm.	58	89	305



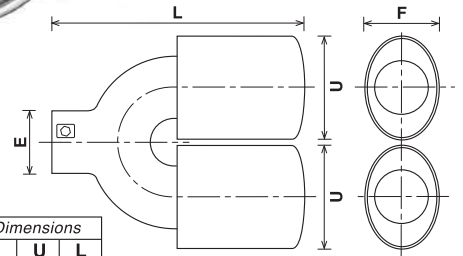
SRT 1690



Dimensioni/Dimensions			
	E	U	L
mm.	58	89	140



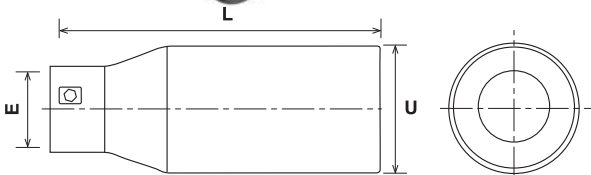
SRT 1700 (SILENZIATO)



Dimensioni/Dimensions				
	E	F	U	L
mm.	58	85	117	256



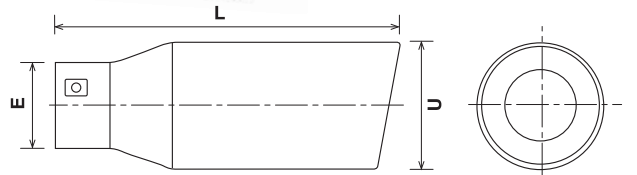
SRT 1710 (VERNICIATO NERO)



Dimensioni/Dimensions			
	E	U	L
mm.	58	80	178



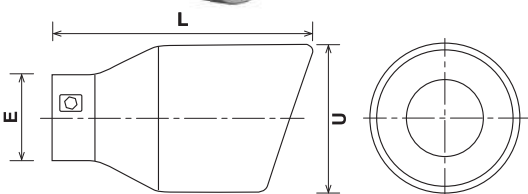
SRT 1720 (VERNICIATO NERO)



Dimensioni/Dimensions			
	E	U	L
mm.	58	80	178



SRT 1730

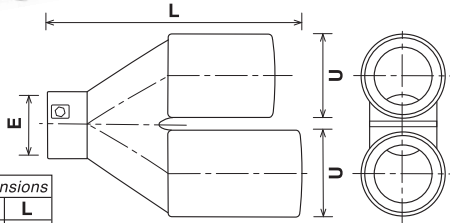


Dimensioni/Dimensions			
	E	U	L
mm.	58	80	178





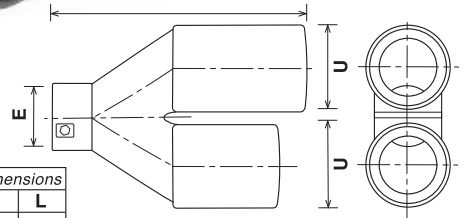
SRT 1750 DX



Dimensioni/Dimensions			
	E	U	L
mm.	64	67	240



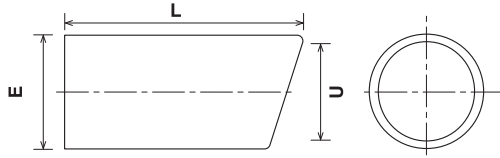
SRT 1750 SX



Dimensioni/Dimensions			
	E	U	L
mm.	64	67	240



(TUBI INNESTO PER AUDI/VW) SRT 1760 SRT 1761



SRT 1760

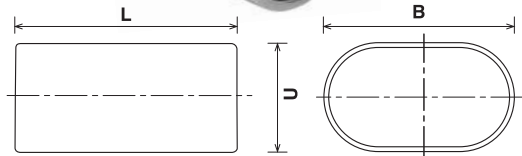
Dimensioni/Dimensions			
	E	U	L
mm.	75	75	135

SRT 1761

Dimensioni/Dimensions			
	E	U	L
mm.	67	89	137



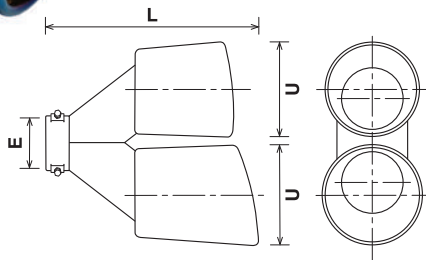
SRT 1790 (PER SMART FORTWO A SALDARE)




Dimensioni/Dimensions		
	B x U	L
mm.	70x50	90



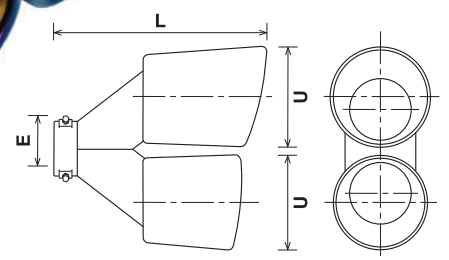
SRT 1810 DX



Dimensioni/Dimensions			
	E	U	L
mm.	58	89	190



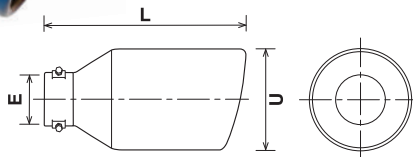
SRT 1810 SX



Dimensioni/Dimensions			
	E	U	L
mm.	58	89	190



SRT 1820 SRT 1830 SRT 1840



SRT 1820

Dimensioni/Dimensions			
	E	U	L
mm.	58	89	178

SRT 1830

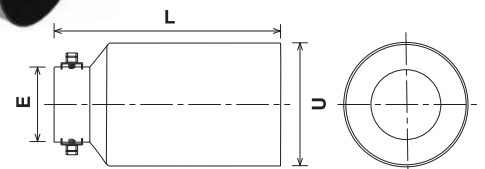
Dimensioni/Dimensions			
	E	U	L
mm.	58	101	178

SRT 1840

Dimensioni/Dimensions			
	E	U	L
mm.	58	114	178



SRT 1850 SRT 1860




SRT 1850

Dimensioni/Dimensions			
	E	U	L
mm.	58	101	178

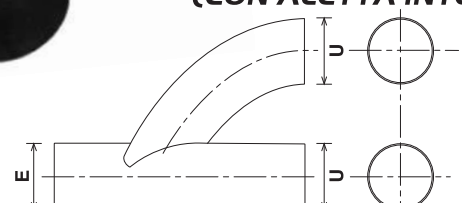
SRT 1860

Dimensioni/Dimensions			
	E	U	L
mm.	58	114	178








SRT 1870
SRT 1880
SRT 1890
(CON ALETTA INTERNA)



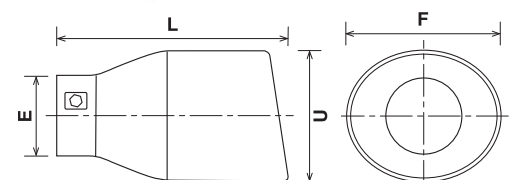
SRT 1870			
Dimensioni/Dimensions			
E	U	L	
mm.	51	51	180

SRT 1880			
Dimensioni/Dimensions			
E	U	L	
mm.	63	63	180



SRT 1890			
Dimensioni/Dimensions			
E	U	L	
mm.	70	70	200

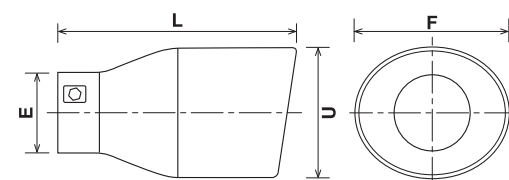
SRT 1900 DX
(VERNICIATO NERO)




Dimensioni/Dimensions				
E	F	U	L	
mm.	58	152	95	203

SRT 1900 SX
(VERNICIATO NERO)




Dimensioni/Dimensions				
E	F	U	L	
mm.	58	152	95	203



Risonatori in acciaio





SN 5220
SN 5230




SN 5220			
Dimensioni/Dimensions			
E	U	L	
mm.	51	100	290

SN 5230			
Dimensioni/Dimensions			
E	U	L	
mm.	63	100	290


SN 5240
SN 5250
SN 5260



SN 5240			
Dimensioni/Dimensions			
E	U	L	
mm.	51	100	290

SN 5250			
Dimensioni/Dimensions			
E	U	L	
mm.	63	100	290


SN 5260			
Dimensioni/Dimensions			
E	U	L	
mm.	70	100	290




Silenziatori per auto in acciaio

(non omologati, per uso agonistico)


SRM 100




Dimensioni/Dimensions				
	E	F x A x D	L	U
mm.	58	203x127x355	622	100




SRM 110




Dimensioni/Dimensions				
	E	F x A x D	L	U
mm.	58	203x127x305	540	100




SRM 130




Dimensioni/Dimensions					
	E	F x A x D	L	U	B
mm.	58	203x127x355	610	83	120




SRM 140




Dimensioni/Dimensions					
	E	F x A x D	L	U	B
mm.	52	203x127x355	570	70	105




SRM 150




Dimensioni/Dimensions					
	E	F x A x D	L	U	B
mm.	58	203x127x355	585	75	143




SRM 170




Dimensioni/Dimensions				
	E	D x A	L	U
mm.	58	400x127	620	76




SRM 180




Dimensioni/Dimensions				
	E	U	D	A
mm.	58	89	300	460



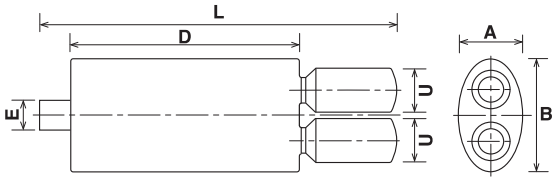
SRM 200



Dimensioni/Dimensions				
	E	B x A x D	L	U
mm.	58	203x127x355	600	76



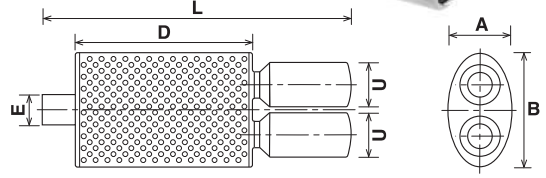
SRM 210



Dimensioni/Dimensions				
	E	B x A x D	L	U
mm.	58	203x127x305	533	76



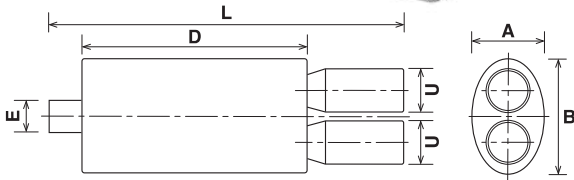
SRM 220 (CARBONIO)



Dimensioni/Dimensions				
	E	B x A x D	L	U
mm.	58	203x127x355	600	76



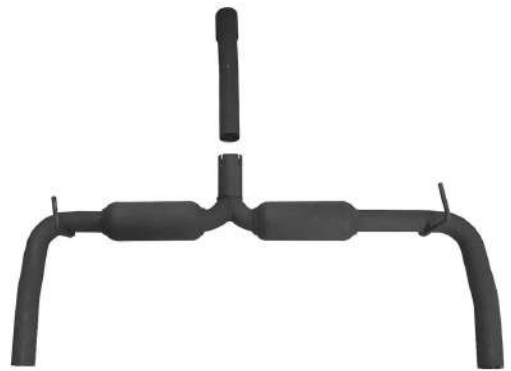
SRM 230



Dimensioni/Dimensions				
	E	B x A x D	L	U
mm.	58	203x127x305	533	76

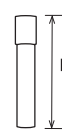


Modifica per Alfa Romeo Giulietta 2010 SRM 1800



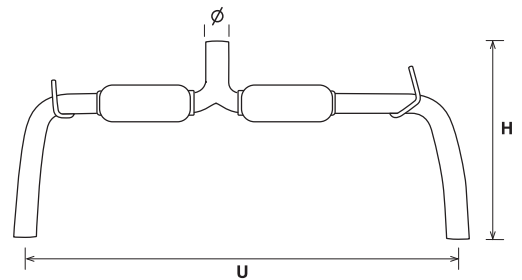
per Giulietta 1.4 T.B. 1.6 JTD

Dimensioni/Dimensions		
	∅	H
mm.	50	370



per Giulietta 1.9 JTD

Dimensioni/Dimensions		
	∅	H
mm.	55	300



Dimensioni/Dimensions			
	∅	U	H
mm.	50	970	480



Fusti adattabili per modifiche

(non omologati, per uso agonistico)

SRF 10000
(FORATO ELICOIDALE)

Technical drawing showing dimensions: L (total length), U (perforated length), and E (end diameter). A cross-section shows the helical perforations.

Dimensioni/Dimensions			
	E	U	L
mm.	61	101	300

SRF 10010

Technical drawing showing dimensions: L (total length), D (inner diameter), and E (end diameter). A cross-section shows the inner diameter.

Dimensioni/Dimensions				
	E	U	D	L
mm.	58	127	300	410

SRF 10020

Technical drawing showing dimensions: L (total length), U (inner diameter length), and E (end diameter). A cross-section shows the inner diameter.

Dimensioni/Dimensions			
	E	U	L
mm.	60	102	450

SRF 10030

Technical drawing showing dimensions: L (total length), U (inner diameter length), and E (end diameter). A cross-section shows the inner diameter.

Dimensioni/Dimensions				
	E	U	L	
mm.	61	89	150	

SRF 10040

Technical drawing showing dimensions: L (total length), U (inner diameter length), and E (end diameter). A cross-section shows the inner diameter.

Dimensioni/Dimensions			
	E	U	L
mm.	61	101	254

SRF 10050

Technical drawing showing dimensions: L (total length), D (inner diameter), E (end diameter), F (flange width), and A (flange diameter).

Dimensioni/Dimensions				
	E	F x A x D	L	
mm.	61	180x110x345	455	

SRF 10060
(SOSTITUZIONE CAT)

Technical drawing showing dimensions: L (total length), U (inner diameter length), and E (end diameter). A cross-section shows the inner diameter.

Dimensioni/Dimensions			
	E	U	L
mm.	58	89	420

SRF 10070

Technical drawing showing dimensions: L (total length), U (inner diameter length), and E (end diameter). A cross-section shows the inner diameter.

Dimensioni/Dimensions			
	E	U	L
mm.	61	89	300

SRF 10080

Dimensioni/Dimensions			
	E	U	L
mm.	61	101	300

SRF 10090

Dimensioni/Dimensions			
E	F x A x D	L	
mm.	203x127x335	508	

SRF 10100

Dimensioni/Dimensions			
E	F x A x D	L	
mm.	203x127x335	508	

SRF 10110

Dimensioni/Dimensions				
E	U	D	L	
mm.	70	127	300	410

Catalizzatori sportivi metallici 200 celle (non omologati, per uso agonistico)

CS 0161M

Dimensioni/Dimensions			
E	U	L	
mm.	61,5	101	191

CS 0163M (INOX NON LUCIDO)

Dimensioni/Dimensions				
E	F	U	L	
mm.	60	90	100	220

CS 0163ML (INOX LUCIDO)

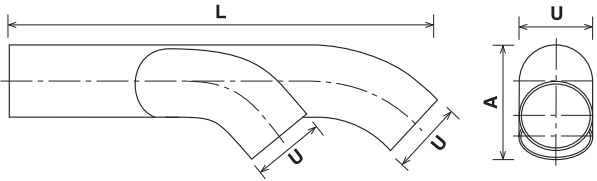
Dimensioni/Dimensions				
E	F	U	L	
mm.	60	90	100	220

CS 0260MX (INOX LUCIDO)

Dimensioni/Dimensions				
E	F	U	L	
mm.	60	300	90	460

Biforcazioni per modifiche

SRT 1380

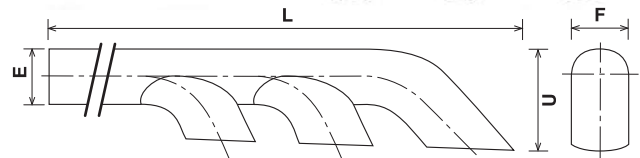


Dimensioni/Dimensions			
	A	U	L
mm.	74	76	400



SRT 1420 SRT 1590

(MODIFICA PER AUTOCARRO e FUORISTRADA)



SRT 1420

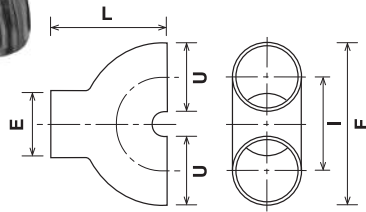
Dimensioni/Dimensions				
	E	F	U	L
mm.	76	76	132	601

SRT 1590

Dimensioni/Dimensions				
	E	F	U	L
mm.	102	102	178	775



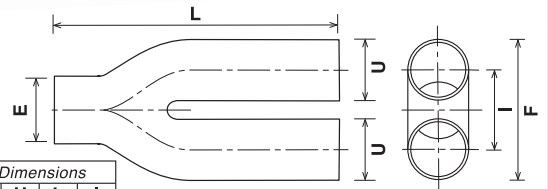
SRT 1470



Dimensioni/Dimensions					
	E	F	U	L	I
mm.	58	160	58	100	105



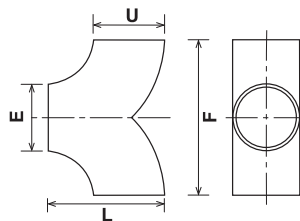
SRT 1580



Dimensioni/Dimensions					
	E	F	U	L	I
mm.	50	130	50	200	85



SRT 1740 SRT 1770 SRT 1780 SRT 1800



SRT 1740

Dimensioni/Dimensions				
	E	F	U	L
mm.	60	120	60	85

SRT 1770

Dimensioni/Dimensions				
	E	F	U	L
mm.	63	120	63	90

SRT 1780

Dimensioni/Dimensions				
	E	F	U	L
mm.	70	140	70	105

SRT 1800

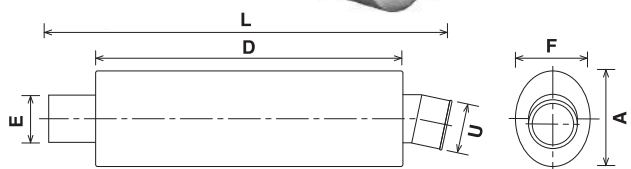
Dimensioni/Dimensions				
	E	F	U	L
mm.	76	161	76	118



Silenziatori per moto in acciaio

(non omologati, per uso agonistico)


SRM 240 (CON KIT DI FISSAGGIO)



Dimensioni/Dimensions				
	E	F x A x D	L	U
mm.	58	96x127x355	455	60



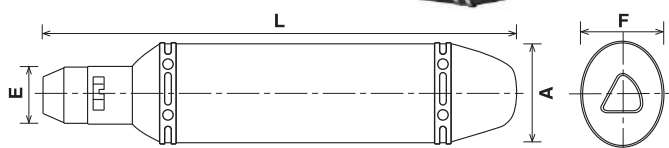
SRM 250 (CON KIT DI FISSAGGIO)



Dimensioni/Dimensions			
	E	F x A	L
mm.	58	125x95	470



SN 5080 (IN CARBONIO CON KIT DI FISSAGGIO)



Dimensioni/Dimensions			
	E	F x A	L
mm.	52	82x120	370



Emulatori

(non omologati, per uso agonistico)

3100040I (EMULATORE PER SONDA LAMBDA PER AUTO BENZINA FINO A EURO 4)




3100050I (EMULATORE PER SONDA LAMBDA PER AUTO BENZINA FINO A EURO 4)

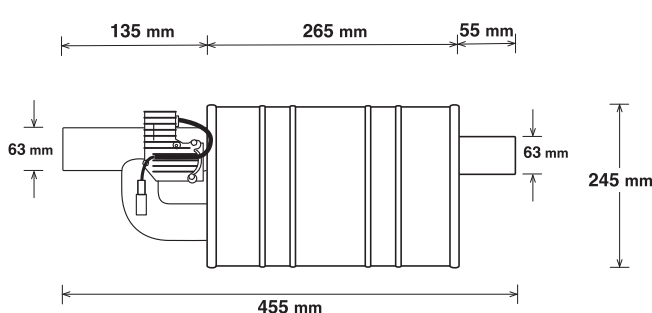



Marmitta universale con valvola bypass

(non omologate, per uso agonistico)




SN 5120



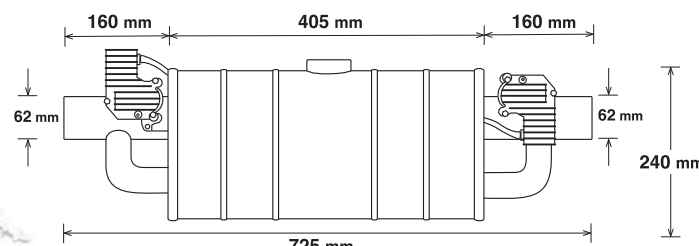


Marmitta universale con doppia valvola bypass

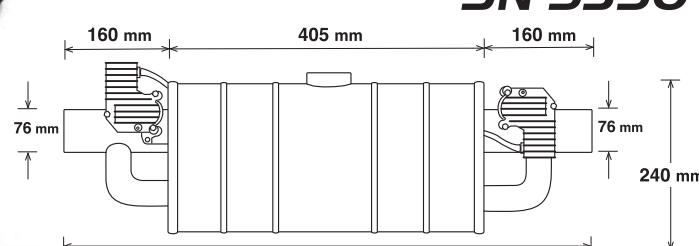
(non omologate, per uso agonistico)




SN 5130




SN 5350



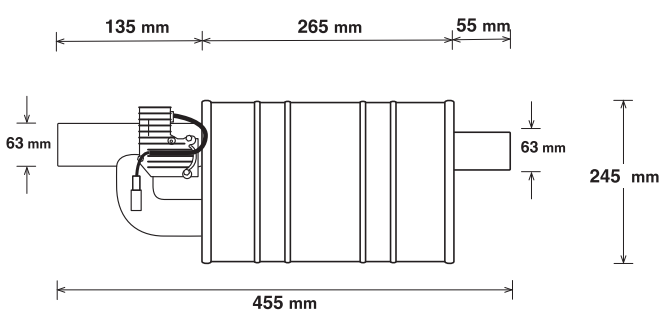



Doppia marmitta universale con valvola bypass

(non omologate, per uso agonistico)



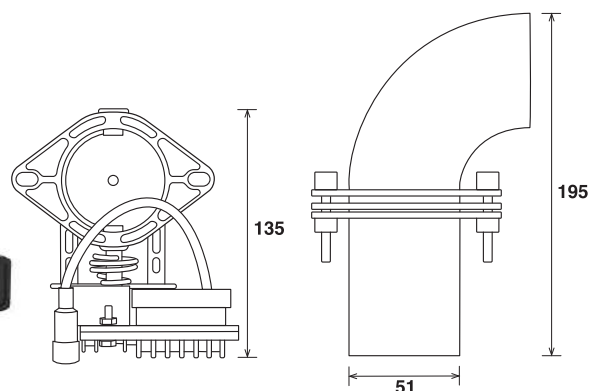
SN 5170





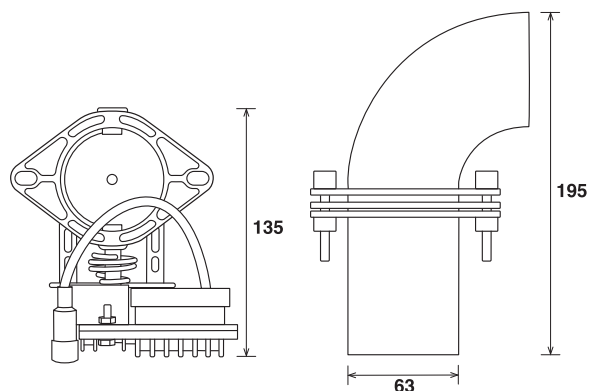
Valvole bypass elettromeccaniche con telecomandi (non omologate, per uso agonistico)

SRV 51



Sigam
Racing

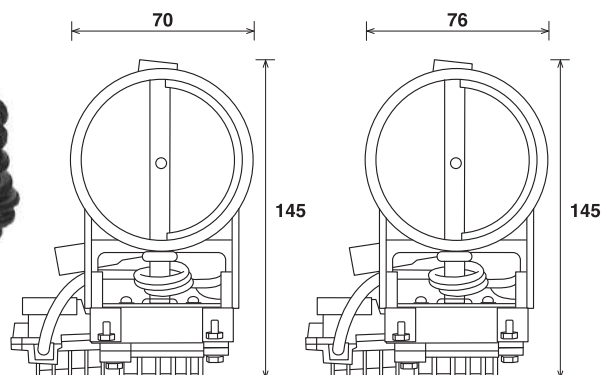
SRV 63



Sigam
Racing

SRV 70

SRV 76

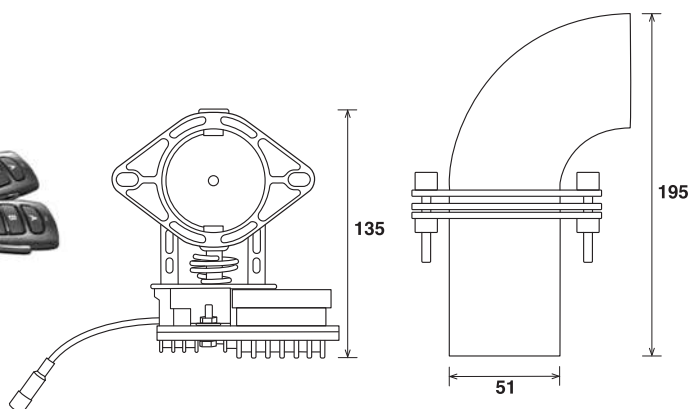


Sigam
Racing

KIT Doppia Valvola per motori a V

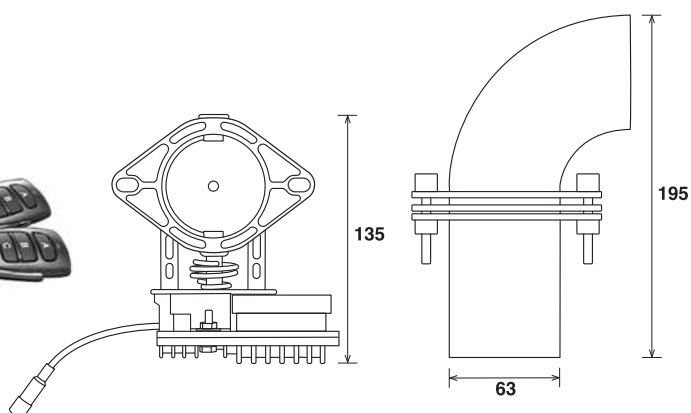
(non omologate, per uso agonistico)

SRV 51D



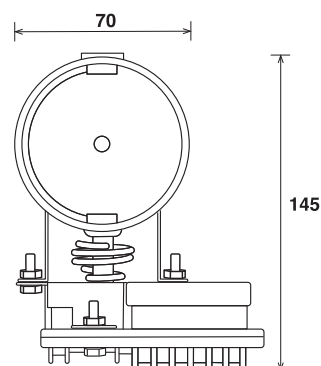
Sigam
Racing

SRV 63D



Sigam
Racing

SRV 70D



Sigam
Racing

Accessori

Multicurve

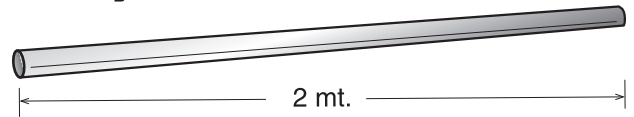


INOX			Alluminato		
	∅	Spessore (mm)		∅	Spessore (mm)
TCX 4515	45	1,5	TCA 4015	40	1,5
TCX 5015	50	1,5	TCA 4515	45	1,5
TCX 6015	60	1,5	TCA 5015	50	1,5
TCX 6315	63	1,5	TCA 5515	55	1,5
TCX 7015	70	1,5	TCA 6015	60	1,5
TCX 7615	76	1,5	TCA 6315	63	1,5
TCX 8015	80	1,5	TCA 7015	70	1,5
TCX 9015	90	1,5	TCA 7615	76	1,5
			TCA 8015	80	1,5



Barre di tubo

Acciaio lunghezza 2 mt

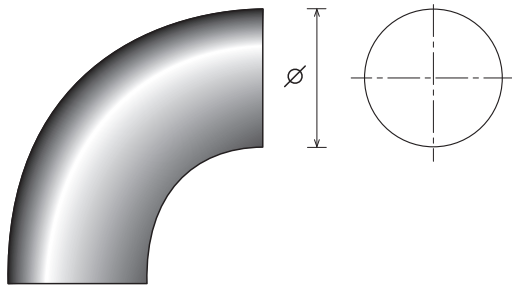


Alluminato	∅	Inox	∅	Forato alluminato	∅	Spessore (mm)
TMA 3015	30	TMX 4015	40	TFA 3015	30	1,5
TMA 3515	35	TMX 4215	42	TFA 3515	35	1,5
TMA 3815	38	TMX 4515	45	TFA 3815	38	1,5
TMA 4015	40	TMX 5015	50	TFA 4015	40	1,5
TMA 4215	42	TMX 5415	54	TFA 4215	42	1,5
TMA 4515	45	TMX 6015	60	TFA 4515	45	1,5
TMA 4815	48	TMX 6315	63	TFA 4815	48	1,5
TMA 5015	50	TMX 7015	70	TFA 5015	50	1,5
TMA 5515	55	TMX 7615	76	TFA 5515	55	1,5
TMA 6015	60	TMX 8015	80	TFA 6315	63	1,5
TMA 6315	63	TMX 9015	90	TFA 7015	70	1,5
TMA 7015	70			TFA 8015	80	1,5
TMA 7615	76			TFA 9015	90	1,5
TMA 8015	80					1,5
TMA 9015	90					1,5



Gomiti INOX

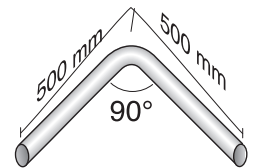
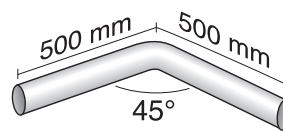
Curve a 90°



	∅	Spessore (mm)	Lunghezza(mm)
TCUX 48	48	2	130
TCUX 50	50	2	160
TCUX 54	54	2	150
TCUX 60	60	2	165
TCUX 63	63	2	195
TCUX 63300	63,5	1,5	300
TCUX 70	70	2	180
TCUX 70300	70	1,5	300
TCUX 76	76	2	210
TCUX 76300	76	1,5	300
TCUX 80	80	2	205
TCUX 85	85	2	205



Tubo curvato

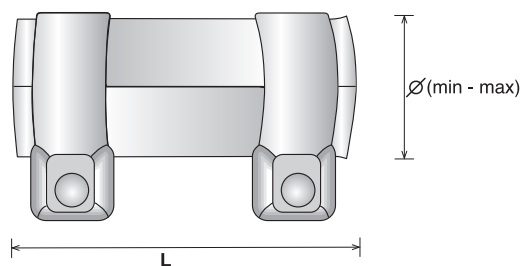


Rif. Sigam

Curva 45°	Curva 90°	∅	Spessore (mm)
TC 4045	TC 4090	40	1,5
TC 4545	TC 4590	45	1,5
TC 4845	TC 4890	48	1,5
TC 5045	TC 5090	50	1,5
TC 5545	TC 5590	55	1,5
TC 6045	TC 6090	60	1,5
TC 6345	TC 6390	63	1,5
TC 7045	TC 7090	70	1,5
TC 8045	TC 8090	80	1,5




Manicotti di collegamento VW - AUDI



	Ø (min - max)	L
010046	46 - 50	90
010047	51 - 55	125
010049	56 - 50	125
010050	56 - 60	95
010051	61 - 65	130
015032	50 - 54	80
015034	61 - 65	80
015035	65 - 69	80
015036	70 - 74	80
020016	45,5 - 49,5	125
020032	40 - 44	125
020033	46 - 50	90
022016	43 - 46	125
025044	36 - 40	95
025045	38 - 42	95
025047	48 - 52	90
025048	52 - 56	95
040036	41 - 45	160
060025	65 - 68,5	125
060027	76 - 80,5	126



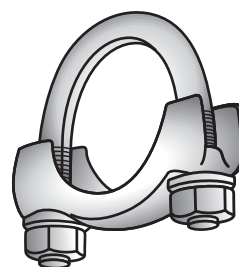
Manicotti di collegamento



Rif. Sigam	Ø int.
90935	35,5
90938	38,5
90940	40,5
90942	42,5
90945	45,5
90948	48,5
90950	50,5
90952	52,5
90953	53,5
90954	54,5
90955	55,5
90958	58,5
90960	60,5
90965	65,5



Fascette

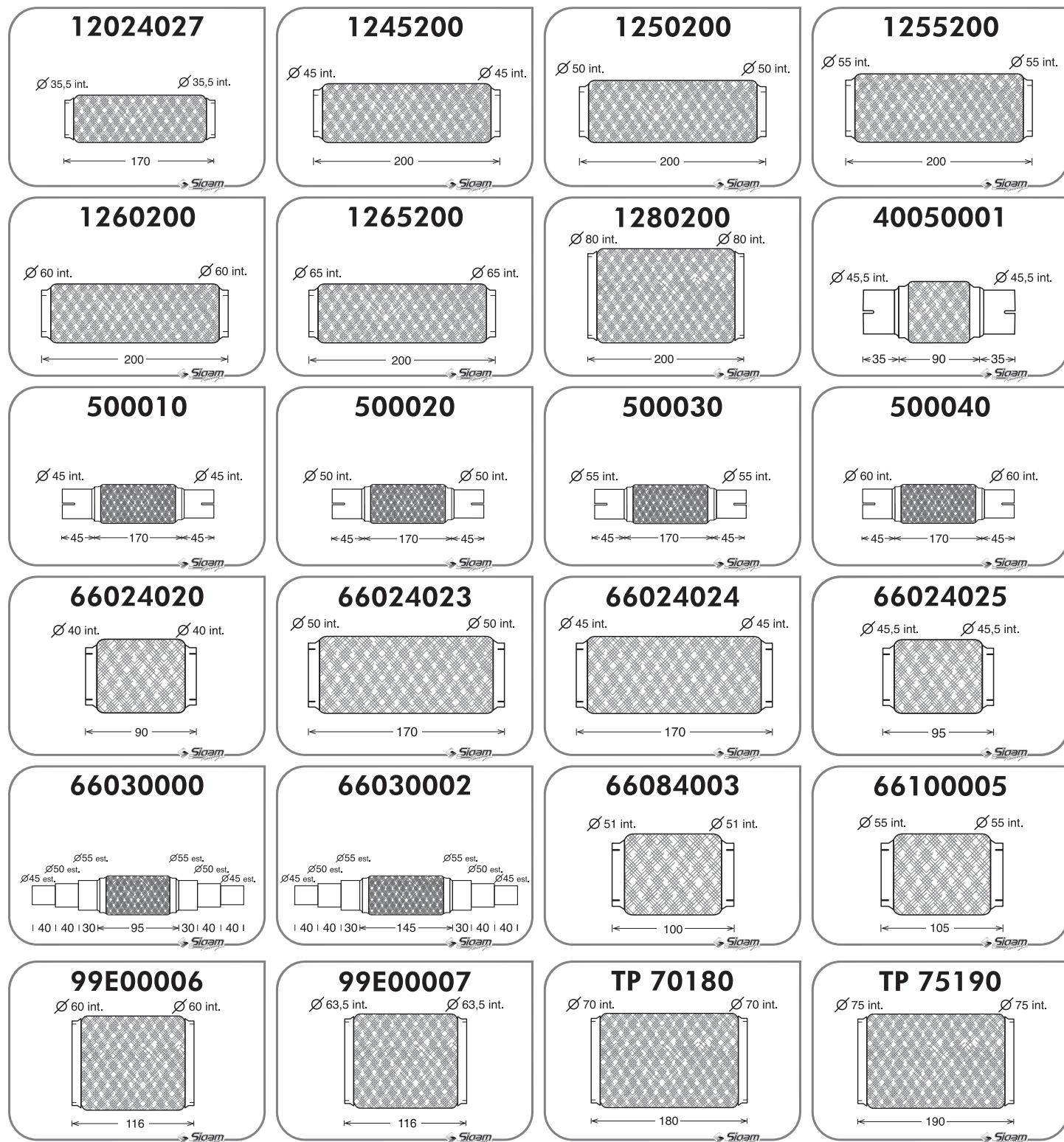


Cavallotti filo 8		Cavallotti filo 10	
	Ø		Ø
90032	31 - 32	90063	61 - 63
90035	33 - 35	90066	64 - 66
90038	36 - 38	90069	67 - 69
90042	39 - 40	90072	70 - 72
90045	44 - 45	90076	73 - 75
90048	46 - 48	90080	77 - 80
90051	49 - 51	90086	81 - 86
90054	52 - 54	90089	87 - 89
90057	55 - 57	90092	90 - 92
90060	58 - 60	90098	93 - 98
		90106	99 - 106
		90110	107 - 110
		90118	111 - 118



Flessibili adattabili

a doppia parete in acciaio rinforzato



* Disponibili anche in altre misure, per maggiori informazioni rivolgersi al magazzino.